



# Service Tool Instruction

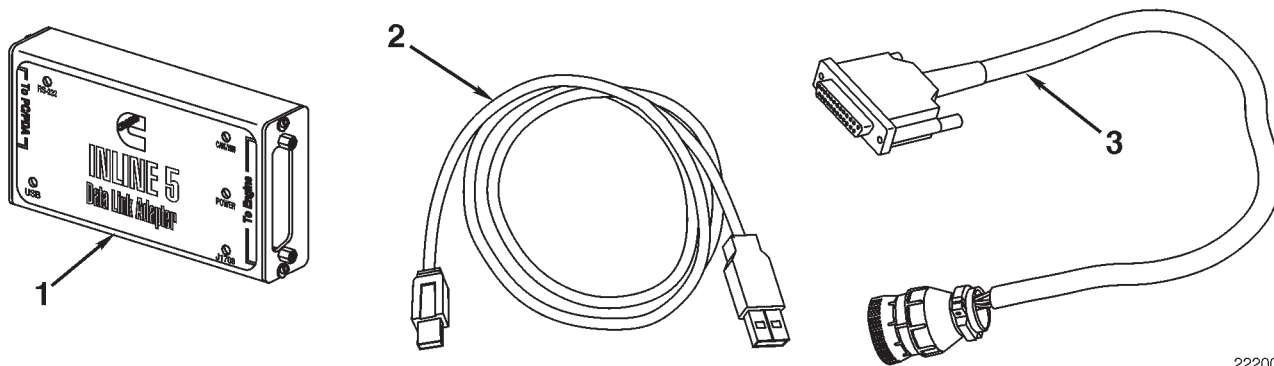
Description  
**INLINE™ 5 Datalink Adapter Kit**

Part Number  
**4918416**

Date:  
**03-Aug-2005**

Bulletin Number  
**3400205**

This document provides information for the INLINE™ 5 Datalink Adapter Kit, Part Number 4918416, and the associated cables to connect a personal computer to the datalink adapter. The INLINE™ 5 datalink adapter is designed for use with the SAE J1708 and J1939 standard protocols. The INLINE™ 5 datalink adapter is used with software applications such as INSITE™ Electronic Service Tool 6.3 and later versions, to communicate with the B5.9G, B5.9LPG, B Gas Plus, B LPG Plus, ISB, ISB<sup>e</sup> (4 and 6 cylinder), QSB3.9-30, QSB4.5-30, QSB5.9-30, QSB5.9 Marine, QSB5.9-44, C Gas Plus, ISC, QSC8.3, L10, L10 Gas, ISL, QSL9, L Gas Plus, M11, N14, Signature, ISX, QSX15, ISM, ISM<sup>e</sup>, QSM11, QSK19, QSK19G, QSK23, QST30, QSK45, QSK45G, QSK60, QSK60G, and QSK78 engines.



22200156

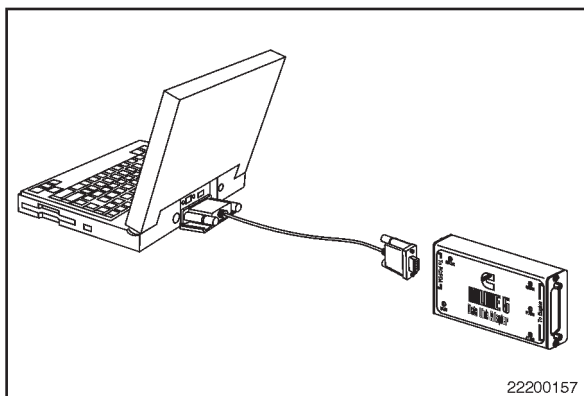
**Table 1, INLINE™ 5 Datalink Adapter Kit, Part Number 4918416**

Item Number	Part Number	Description	Quantity
1	3165033	INLINE™ 5 datalink adapter	1
2	4918419	USB cable, (2 M [6.56 feet])	1
3	3165160	Datalink cable (DB25F 6-Pin Deutsch connector)	1
3	3165159	Datalink cable (DB25F 9-Pin Deutsch connector)	1
Not shown	3165143	Storage case	1
Not shown	4918417	INLINE™ 5 software compact disc	1
Not shown	4918418	DB9F-DB9M serial cable, (1.83 M [6 feet])	1
Not shown	4918436	INLINE™ 4 and 5 Ruggedized protective boot	1

**Table 2, Items Used with INLINE™ 5 Datalink Adapter Kit, Part Number 4918416, Purchased Separately**

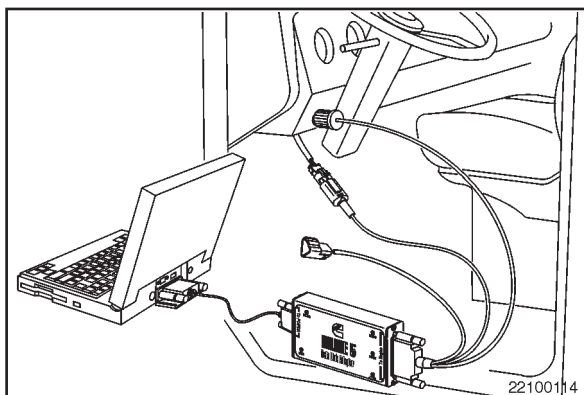
Item Number	Part Number	Description	Quantity
Not shown	3165141	DB25F 2-Pin Weather-Pack and 3-Pin Deutsch with Cigarette Plug connector	1
Not shown	3824440	DB25F 8-Pin AMP connector	1
Not shown	3162851	Extension DB9F to DB9M (30.48 M [100 feet])	1
Not shown	3163096	J1939 backbone adapter	1
Not shown	3163597	J1939 gender change adapter	1
Not shown	3165017	Palm universal cable	1
Not shown	3162850	DB9F-DB9M serial cable	1
Not shown	4918591	USB cable, (5 M [16.4 feet])	1

Page 2



**NOTE:** A fully populated USB cable, Part Number 4918419, or DB9F-DB9M, serial cable, Part Number 4918418, **must** be used.

Connect the DB9F-DB9M serial cable, Part Number 4918418, or USB cable, Part Number 4918419 to the RS-232 serial port or the USB port of the computer and to the INLINE™ 5 datalink adapter, Part Number 3165033.



The INLINE™ 5 datalink adapter requires +8 VDC to +50 VDC at 250mA that can be supplied through the OEM connector or by a separate power source.

Connect the appropriate datalink cable to the INLINE™ 5 datalink adapter, Part Number 3165033.

With the datalink cable connected to the INLINE™ 5 datalink adapter, connect the other end of the datalink cable to the vehicle cab or engine compartment datalink connector.

Launch the electronic service tool application software.

### INLINE™ 5 Datalink Adapter Indicator Lamp Functions

- Power Lamp

When the power lamp is continuously illuminated, DC power is being supplied to the adapter at the proper voltage level. The INLINE™ 5 datalink adapter requires +8 VDC to +50 VDC at 250mA that can be supplied through the OEM connector or by a separate power source.

When the power lamp is flashing, improper DC power is being supplied to the adapter. A slow flashing power lamp indicates VDC is less than +8 VDC. A fast flashing power lamp indicates VDC is greater than +50 VDC.

If the power lamp is **not** illuminated, check for power at the vehicle connector and check for correct polarity.

- J1939 Lamp

A J1939 fast flashing lamp indicates the adapter is connected to a J1939 datalink, the vehicle key switch is in the ON position, and communications are being received. A J1939 slow flashing lamp indicates the adapter is transmitting over a J1939 datalink, but is **not** receiving any messages.

- J1708 Lamp

A J1708 fast flashing lamp indicates the adapter is connected to a J1708 datalink, the vehicle key switch is in the ON position, and communications are being received. A J1708 slow flashing lamp indicates the adapter is transmitting over a J1708 datalink, but is **not** receiving any messages.

- RS-232 Lamp

A RS-232 fast flashing lamp indicates the adapter is connected to a RS-232 port, the vehicle key switch is in the ON position, and communications are being received. A RS-232 slow flashing lamp indicates the adapter is transmitting over a RS-232 port, but is **not** receiving any messages.

- USB Lamp

A USB fast flashing lamp indicates the adapter is connected to a USB port, the vehicle key switch is in the ON position, and communications are being received. A USB slow flashing lamp indicates the adapter is transmitting over a USB port, but is **not** receiving any messages.